


# Slim Light weight LED display

Indoor Rental Display Solution



## 1. Description:

SL series is a new product with green advantage in design and application. Base on fast lock and light weight design, It gain good reputation during shows. With convex and concave groove design, It's can be installed seamless.

## 2. Typical applications:

- 1) Branding and advertising.
- 2) Digital signs.
- 3) Broadcast studios.

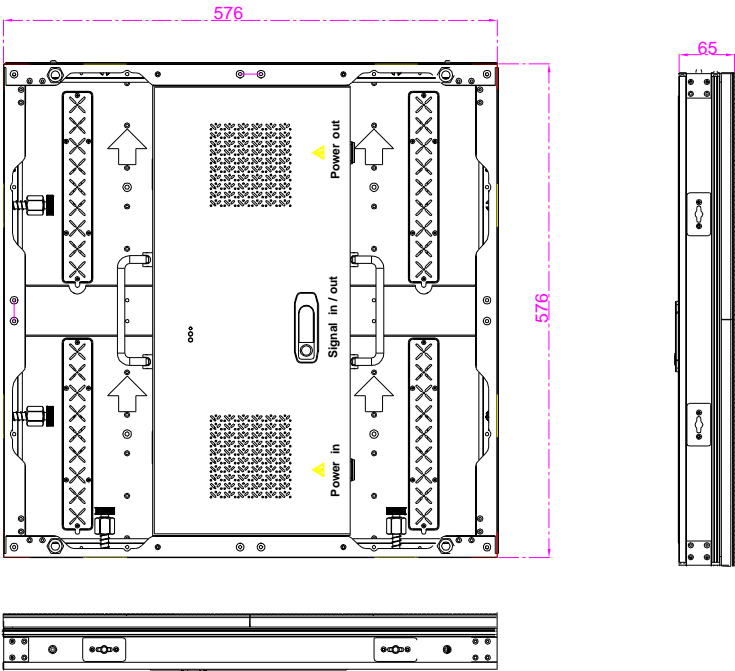
## 3. Features:

- 1) Cabinet size: 576mmx576mm.
- 2) Lightweight design, only 9KG/PC.
- 3) Slim design, only 65mm thickness.
- 4) Pixel pitch available: P4.5, P5, P5.14, P6, P9, P10mm.
- 5) Quick lock design, easy for mounting.
- 6) Precise cabinet production, seamless assemble.
- 7) Semi-closed heating dissipation structure.

4. Specification:

Slim and light weight indoor LED display				
Item	SL-4.5	SL-5.14	SL-6	SL-9
Pixel Pitch	4.5mm	5.14mm	6mm	9mm
LED Configuration	SMD2020	SMD3528	SMD3528	SMD3528
Pixel Density	49382Pixels /m <sup>2</sup>	37850Pixels /m <sup>2</sup>	27777 Pixels /m <sup>2</sup>	12345 Pixels /m <sup>2</sup>
Module Size	288mm × 288mm	288mm × 288mm	288mm × 288mm	288mm × 288mm
Module Resolution	64x64	56x56	48x48	32x32
Cabinet Size	576×576×65(mm)			
Cabinet Pixel	128x128	112x112	96x96	64x64
Scan mode	1/8	1/7	1/8	1/8
Brightness	2500cd/ m <sup>2</sup>	2800cd/ m <sup>2</sup>	2300cd/ m <sup>2</sup>	1200cd/ m <sup>2</sup>
Gray Scale	≥12 bit	≥12 bit	≥12 bit	≥12 bit
Refresh Frequency	≥ 420 Hz	≥ 480 Hz	≥ 500 Hz	≥ 720 Hz
Weight	10Kg	9Kg	8.7 Kg	8.2Kg
Max Consumption	400W/PC	240W/PC	350W/PC	150W/PC
Avg Consumption	133W/PC	80W/PC	116W/PC	50W/PC

5. Drawing:




## 6. Cabinet detail:



Fast lock

Power in


Signal in





## 7. Convex and concave groove design.


Top of the cabinet with Convex groove design:



Bottom of the cabinet with concave groove design:



Cabinet with grove design



Cabinet without grove design



## 8. Sample projects:

